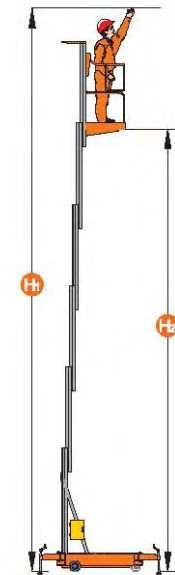
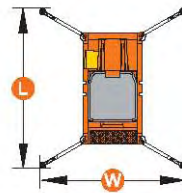
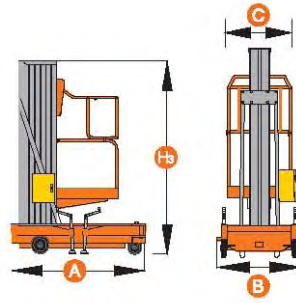


GTWY1000

Mobile Vertical Lifts (Single Mast)



	GTWY 8-1000	GTWY 10-1000	GTWY 12-1000
S.W.L	150kg	125kg	125kg
Max.Occupants	1	1	1
H Max.Working Height	8.00m	10.00m	12.00m
H Max.Platform Height	6.00m	8.00m	10.00m
A Overall Length	1.42m	1.42m	1.42m
B Overall Width	0.78m	0.78m	0.78m
H Overall Height	1.92m	1.93m	1.93m
Outrigger Footprint(L / W)	1.92m/1.84m	1.92m/1.84m	1.92m/1.84m
Platform Size(Length/Width C)	0.66m × 0.69m	0.66m × 0.69m	0.66m × 0.69m
Ground Clearance	0.05m	0.05m	0.05m
Wheelbase	1.12m	1.12m	1.12m
Lifting Motor(AC)	110/230VAC/0.75kW	110/230VAC/0.75kW	110/230VAC/0.75kW
Lifting Motor(DC)	12VDC/1.5kW	12VDC/1.5kW	12VDC/1.5kW
Up/Down Speed	36/33sec	40/36sec	45/36sec
Batteries	2×12V/110Ah	2×12V/110Ah	2×12V/110Ah
Integrated Charger	12V/15A	12V/15A	12V/15A
Tyres(Back Wheels)	7in	7in	7in
Tyres(Front Wheels)	6in	6in	6in
Weight(AC)	380kg	404kg	445kg
Weight(DC)	401kg	430kg	471kg



Standard Equipment

- Swing Outriggers With Interlock
- Emergency Stop Button
- Battery Charge Indicator
- Electric Limit Switch
- Two Controllers Operation
- Emergency Lowering System
- Leveling Indicator
- Forklift Pockets
- Transport Tie Hole
- All Motion Alarm
- Function With Deadman
- Cylinder Holding Valve

Options

- Overload Sensor
- AC Power To Platform
- DC Power With Charger
- Beacon



Function With Deadman



Swing Out Outrigger With Interlock



Ground Control With Outrigger LEDs



Emergency Lowering System